



Maths Activity

Focus on: (Area of Learning)



Shape Hunt and Match

What you will need? (Resources)


Tray, shaving foam, rice or pasta, different shapes, symbols of shapes, laminate shapes, communication board (where, same, look).

How to play the game? (Instructions)


- Set up tuff tray with water and put food colouring in then add sensory items like rice/pasta.
- Add shapes that you want found
- Put laminate shapes and or actual shapes partly hidden in the rice/sand.
- Adult points to a shape symbol and child finds/points to same shape then matches to symbol shape or laminate.
- May need to model by putting hands in and find a shape.


Can I make it harder/easier? (Differentiation)


- To make this activity easier less shapes, more modelling by adult, using less rice/sand or foam.
- To make this activity harder introduce more complex shapes like pentagon, heart, diamond.









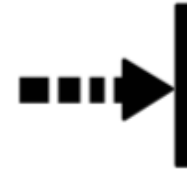


shapes

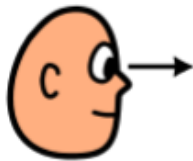


Shape Hunt

finished




look



rectangle



circle



square



my turn



I want



triangle



diamond



semi-circle



your turn



winner



wait



help



high five

