

Maths Activity



Focused on: (Area of Learning)



What will you need? (Resources)

Printer (ideally)

Scissors

Pen

Paper

How do I play the game? (Instructions)

- Cut out the bus and people from the sheets below (or draw a bus and people if you don't have a printer).
- As a starter, point at the numbers and count to 10
- After this, ask questions to encourage counting. Such as, place 5 people on the bus or find 3 people to put on the bus.
- Alternatively, an adult could place some people on the bus and then child has to count how many.

Can I make it easier? (Differentiation)


- Focus on numbers 1-3, or 1-5.
- Use lots of modelling, the communication board, and take it in turns.

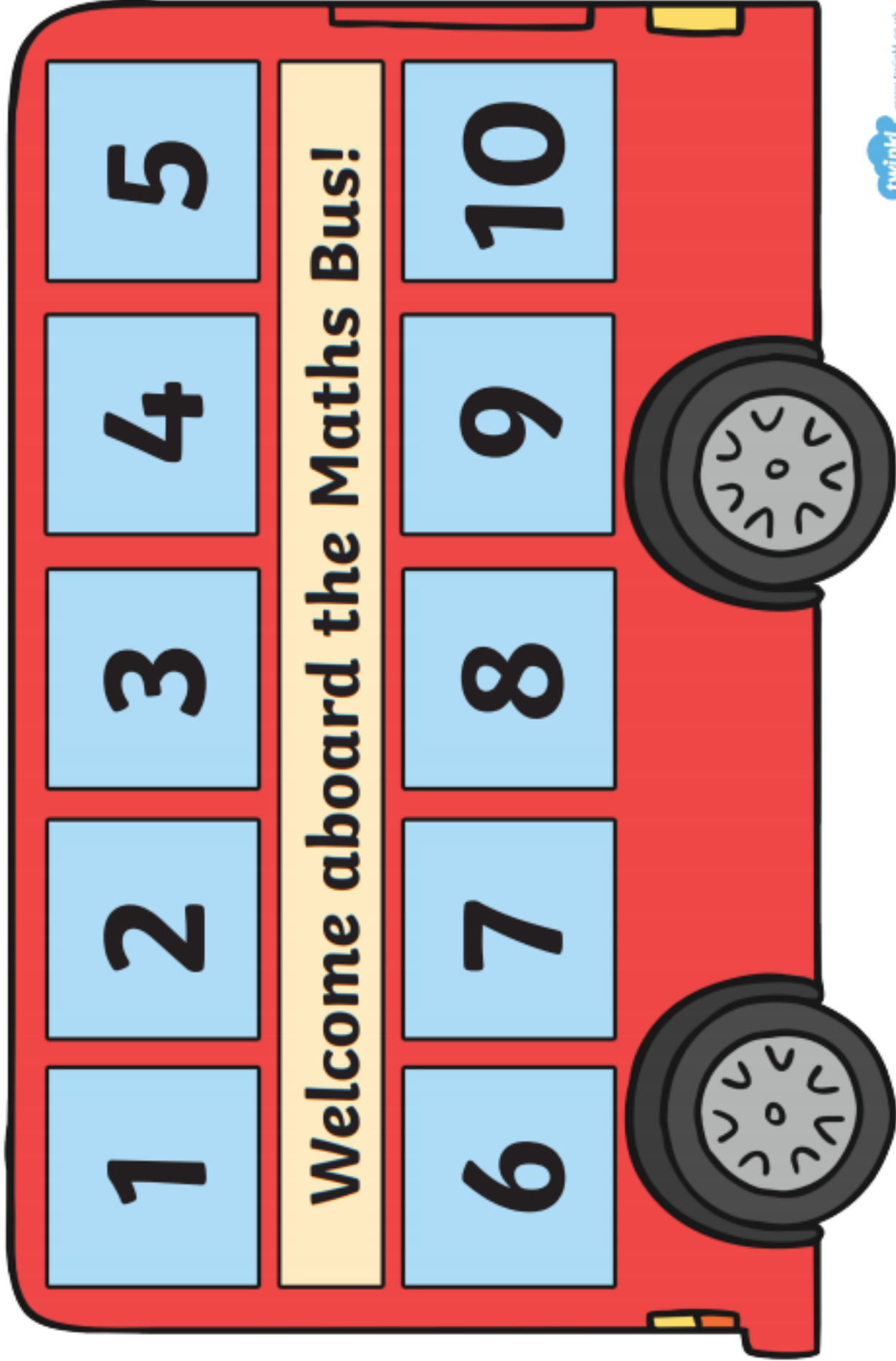
Can I make it harder? (Differentiation)

- When adult asks the child to put a certain amount of people on the bus, use harder questioning. Such as, put $5+1$ people on the bus or find $3-1$ people to put on the bus.

What else can I do? (Differentiation)

- Adult to place one person over any number and child to say which number is hidden.
- Use the resources to practice addition. For example: if asking the child a number sum, such as $3+2$, child to use the people to help add. Place 3 people on the bus and then 2 more, before asking the child to count the total.
- Use the numbers on the bus as a guide to practice number formation. Can the child copy the number onto a piece of separate paper? Adult may have to use dot work to encourage correct formation, such as:





1

2

3

4

5

Welcome aboard the Maths Bus!

6

7

8

9

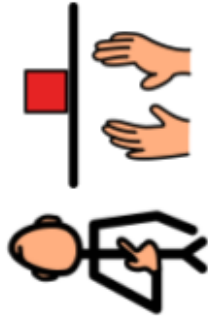
10





How many people on the bus?

I would like



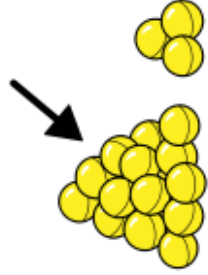
help



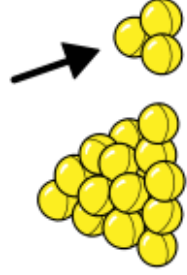
please



more



less



my turn



your turn



finished



yes



no



1

2

3

4

5

6

7

8

9

10



How many people on the bus?

help



finished



how many



count


1 2 3



my turn



your turn



yes



no



1

2

3

4

5