









## Maths Activity

Focus on: Number

     	Number – One and Lots
I am learning 1 and lots .	

What you will need? (Resources)

Printer or Paper and coloured pencils  
Scissors,  
Glue  
Communication Board

How to play the game? (Instructions)


1. Cut out shapes or draw them onto a piece of paper and cut them out.
2. Print out the boards and draw them. Look at the labels on the board.
3. Stick the shapes onto the correct board.
4. Could try with other household items or toys, such as lego, blocks, spoons, forks etc

Can I make it harder/easier? (Differentiation)

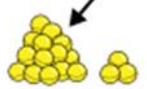
To make is easier – use board with stencils on and use less shapes.  
To make it harder – use second board and use other objects around the house with your one and lots boards.


I am learning 1 and lots .

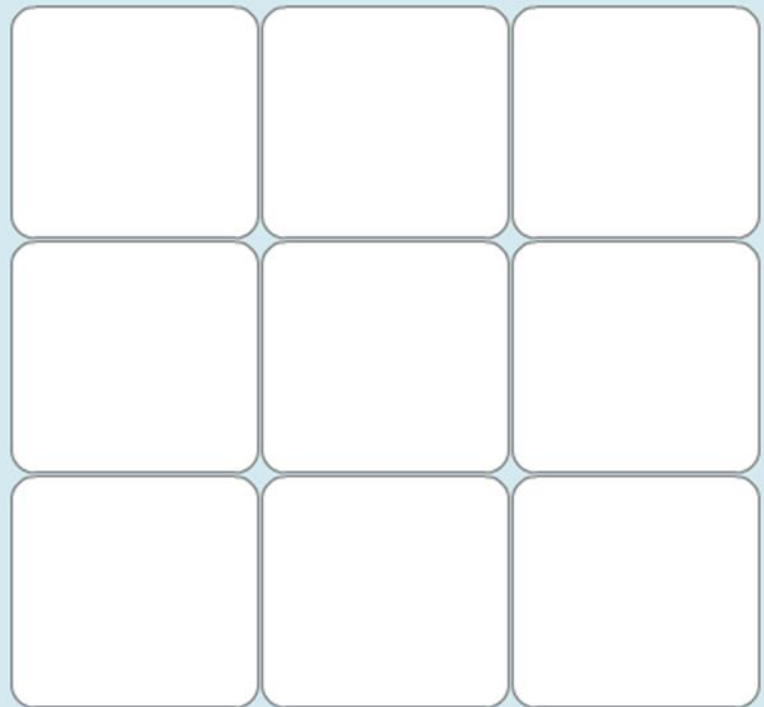
1  
1

house  




lots  


house  


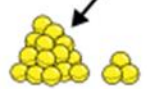


I am learning 1 and lots .

1  
**1**

trolley  




lots  


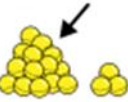
trolley  



I am learning 1 and lots .

1  
1

house  


lots  


house  




—



1

&



I

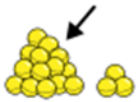
am learning

1

and

lots .

lots



trolley



1

**1**

trolley





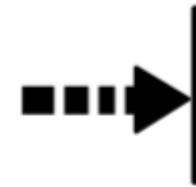


lots



● & ●●●●●  
One and Lots

finished



one



scissors



glue



my turn



I want



paper



crayons



your turn



how many



wait



help



high five

