

Maths Activity



Focused on: (Area of Learning)

Number – 1 more and 1 less

What will you need? (Resources)

Printer or pen and paper

Toys/buttons/pegs etc to use as counters (if needed)

How do I play the game? (Instructions)

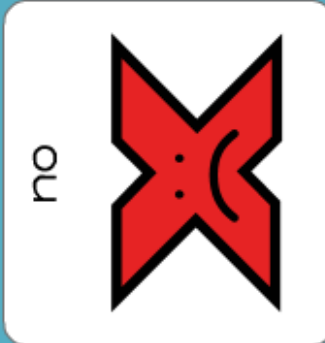


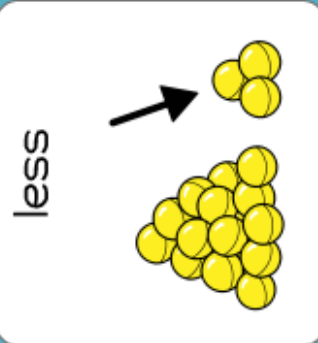
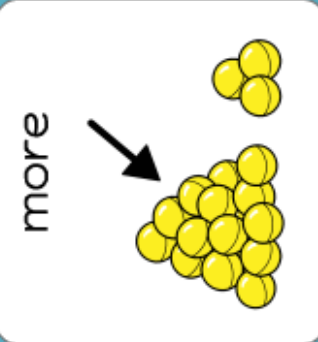
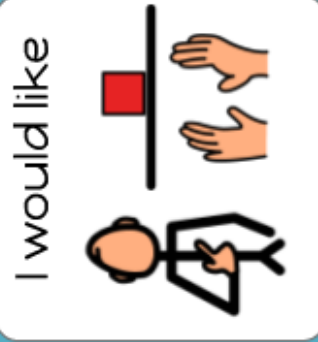
- Print the number line below or draw it on paper
- Discuss that up/right means more and down/left means less
- Give the child a number and ask them to find one more or one less

Can I make it easier? (Differentiation)

- Focus on numbers 1-3, or 1-5.
- Instead of or in addition to the number line, use toys or objects to help counting and find one more by putting another object in or one less by taking one away
- Use lots of modelling, the communication board, and take it in turns.

Can I make it harder? (Differentiation)

- See if the child can do it up to 10 without the number line
- Use numbers up to 20, 50 or even 100 depending on where the child can count to.
- Use the 100 square, or part of it, to help with bigger numbers.



1

2

3

4

5

6

7

8

9

10

1	2	3	4	5	6	7	8	9	10
11	12	13	14	15	16	17	18	19	20
21	22	23	24	25	26	27	28	29	30
31	32	33	34	35	36	37	38	39	40
41	42	43	44	45	46	47	48	49	50
51	52	53	54	55	56	57	58	59	60
61	62	63	64	65	66	67	68	69	70
71	72	73	74	75	76	77	78	79	80
81	82	83	84	85	86	87	88	89	90
91	92	93	94	95	96	97	98	99	100

