




Maths Activity

Focus on: (Area of Learning)



Using and applying - measuring

What you will need? (Resources)

Lego Bricks/pipe cleaners
Long thin pieces Card/Paper
Colouring pencils
Scissors
Communication Board

How to play the game? (Instructions)

- Draw creatures or decorate Paper/Card
- Fold card/paper into concertina to allow various lengths
- Linking cubes, pipe cleaners etc. could also be used.
- Adult to ask child about the different lengths of paper animals and encourage them to show you how to make them longer or shorter. Could also use lego bricks to check which is longer/shorter
- Children can record on paper which is the longest or shortest
- Use the communication board to encourage, counting, colours and craft vocabulary.

Can I make it harder/easier? (Differentiation)

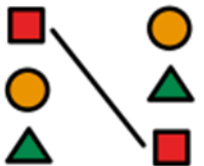
To make it easier use only bricks or paper creatures rather than both to suit individual child's needs and/or increase the difference between objects.

To make it harder you could make the difference in lengths smaller and/or could compare different objects round the house


colour



match

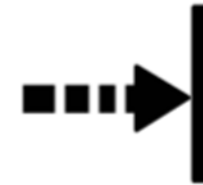


I want



Lego Pattern Making

finished



red



yellow



wait



green



blue



help



one

1

two

2

three

3

four

4

five

5

high five

