



Maths Activity

Focus on: (Area of Learning)

Using and applying – sorting objects

What you will need? (Resources)

Sets of different toys or household objects e.g.

Dinosaurs and cars

Socks and shoes

Forks and spoons

Basket or tray or box

How to play the game? (Instructions)

- Place a set of two types of objects (e.g. shoes and socks) in front of the child
- Ask the child to find the socks and place them in the basket
- Repeat with different objects

Can I make it harder/easier? (Differentiation)

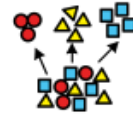
To make it easier show the child a sock and ask them to find the find the same.

Or have only one of each item when asking them verbally.

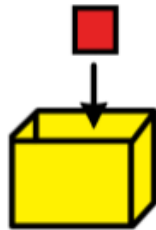
To make it harder have a greater range of objects (e.g. include football socks or ankle socks as “socks” and boots or sandals as “shoes”).

Or choose objects with less difference, e.g. instead of dinosaurs and cars, use red cars and blue cars.

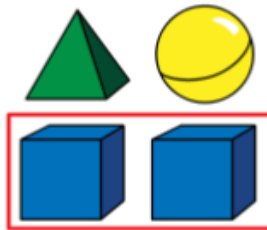
Sorting objects



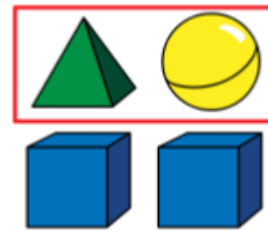
find



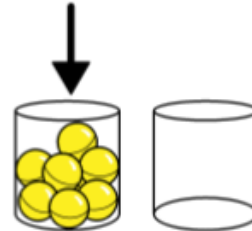
put in



same



different



all



my turn



your turn



finished



toy



knife



fork



socks



shoes