


# Sensory Stories

**Sensory stories tell a story with words and sensory objects.**

- Preparation:** Gather together the resources you need and something to keep them in. Find a good space which doesn't have too many distractions and have all of your props ready. You may want to introduce the story by playing a song which is related to the topic. This can help to let your child know each time the story is going to be told.
- Sharing the story:** Read each sentence clearly and at a good pace and use the sensory objects alongside it. You may want to repeat the sentence to emphasize the story.
- Adapt the story:** You can vary how you deliver the sensory stimuli and make it fun for your child e.g. you may deliver it quietly if they don't like loud noises, you may swap an object for something else to engage your child more. Every child is different so adapt it to suit them.
- Repeat:** Retell the story daily/weekly – whatever works best for your child.
- Have fun:** Sharing stories is a great opportunity for showing preferences, anticipating things happening, social skills and learning language. Siblings may also enjoy the stories or may want to be the story teller!
- Multisensory:** Sensory stories try and explore as many senses as possible – seeing, hearing, smelling, tasting, feeling and moving

## Down on the Farm – Sensory Story Resources



Rubber glove –  
you could fill this  
with cotton wool to  
make it squishier

‘Mud’ sensory –  
Real soil, brown playdough,  
chocolate cereal, chocolate  
cake crumbs, coffee granules,  
chocolate gloop etc

Cotton wool or  
wool

Water spray bottle

Feathers

Cheese –  
Sliced, grated, soft – whatever  
your child enjoys most.

Fur or soft toy











Coil –  
Paper, slinky, pipe  
cleaner

Something to play  
sound effects on

Plastic cups or  
small bowls



## Down on the Farm – A Sensory Story

Story (what to say)	Action (what to do)	Props (what you need)	Sensory (which sense are we targeting)
Let's go to the farm! The pigs are rolling in the mud.	Encourage child to feel the 'mud'	Soil/brown playdough/gloop/chocolate cake mixture/chocolate cereal (anything brown). This could be in a food bag to make it less messy.	I can feel 
Look at their curly tails!	Stretch the coil and then allow it to recoil	Paper coil, pipe cleaner or slinky toy	I can see 
The cows are ready for milking	Encourage child to squeeze the glove	Rubber glove	I can feel 
The milk can be turned into cheese	Encourage child to taste the cheese	Cheese – can be soft cheese or hard cheese	I can taste 
The ducks are splashing in the pond	Splash water on child's hands	Spray bottle or water to splash	I can feel 
Can you hear the horses' hooves?	Clap together the 2 cups/bowls – encourage child to do the same OR play sound effect	2 plastic cups/bowls to clap together OR something to play sound effect on	I can hear 
The sheep have very soft wool	Encourage child to feel the wool	Cotton wool	I can feel 
The rooster says cock-a-doodle-doo!	Play sound effect	Sound effect of rooster	I can hear 
The chickens are covered in feathers	Encourage child to feel feathers	Feathers	I can feel 
The sheep dog has very soft fur	Encourage child to stroke the fur	Fur fabric or a teddy	I can feel 
What a fun day we have had on the farm!			

## Additional activities and ideas –

- Make your own 'mud' for the animals – you could make playdough, gloop or cloud dough
- Make farmyard crafts out of paper plates or toilet tubes
- Create a sensory farm tray using small toys and different textures e.g. grass, cereal, lentils
- Share books and songs related to the farm – there are lots on YouTube.
- 'Wash the muddy animals' activity – bowl of soil and a bowl of soapy water.
- Sort toy animals into farm/non-farm categories
- Make your own pretend cow and udder and have a go at milking
- Printing with paint and different vegetables – you can make your own paint!

